



Equity Advisory Group

November 16th & 18th, 2022

Introductions & Agenda

Topic	Topic Owner
Welcome & Introductions	Amber
Overview of the Meeting: rules and intent	Amber
Condition #10	Tamara
Condition #2	Annette
Named Communities Investment Fund Matrix	Amber
Your Support Team and Next Meeting	Amber

Guest Introductions

- Name
 - Pronouns
- Organization
- Interest in attending



Today's Meeting

Equity Lens Session October 2022



Review outcome of Condition #10 & gain support.



Introduction & feedback of Condition #2



Results Based Accountability discussion for Named Communities Investment Fund

INCREASING LEVEL OF PUBLIC IMPACT				
INFORM	CONSULT	INVOLVE	COLLABORATE	EMPOWER
Public Participation Goal:	Public Participation Goal:	Public Participation Goal:	Public Participation Goal:	Public Participation Goal:
To provide the public with balanced and objective information to assist them in understanding the problems, alternatives, opportunities and/or solutions.	To obtain public feedback on analysis, alternatives and/or decisions.	To work directly with the public throughout the process to ensure that public concerns and aspirations are consistently understood and considered.	To partner with the public in each aspect of the decision including the development of alternatives and the identification of the preferred solution.	To place final decision-making in the hands of the public.

Rules for Engagement



- Encouraged to actively participate in discussions
- Each member will be provided time to speak
- Healthy and civil debate is encouraged
- Members should be open to new ideas and concepts
- Respectful of differing opinions
- Collectively the group should strive to align varying options (e.g., identify shared goals for different perspectives)



Condition #10

November 16th & 18th, 2022

Conditions

38 conditions agreed to by Avista

- Interim & Specific Targets
- Baseline Conditions
- Specific Actions
- Demand Response
- Distributed Energy Resources & Distribution Planning
- Energy Efficiency
- Customer Benefit Indicators
- Public Participation & Equity Advisory Group
- Incremental Cost of Compliance
- Integrated Resource Plan
- Cost Recovery

Condition #10

By December 1, 2022, in collaboration with its Equity Advisory Group and Energy Assistance Advisory Group and per WAC 480-100-640(5)(a) and (c), Avista agrees to identify at least one specific action that will serve a designated subset of Named Communities, to be funded by the Named Communities Investment Fund, and to identify and track all CBIs relevant to this specific action. The location identified for the specific action will be at the granularity of the designated Named Communities subset.

Project to Consider

Apartment
Complex

Rooftop Solar

Batteries for
Individual Health
Devices (Outage
Resilience)

Cooling devices
for heat events

Community
Solar

EV & Charger
for Community
Based
Organizations

Global Friendly
AC/Ductless
Heat Pumps

Centralized
System for
Coordinated
Benefits

Project Considerations



BUDGET



SCHEDULE



RESOURCES



SCOPE



IMPACT TO
CUSTOMERS

Condition #10 Proposal



- Pilot for customers identified as Life Support who reside in a Named Community that is within a Heat Vulnerable Community, as identified in Gonzaga's *Addressing Extreme Heat in Spokane, WA* report
- Equip income-qualified customers with:
 - alternate energy source medical equipment for service disruptions
 - energy efficient cooling system for severe heat events

Proposal

- Battery and cooling system for customers identified as Life Support
 - Battery will provide an alternate energy source for power disruptions
 - Ductless air condition can save 30 to 40% off the energy costs of a forced air system and help regulate household temperature during extreme heat events





Condition #2

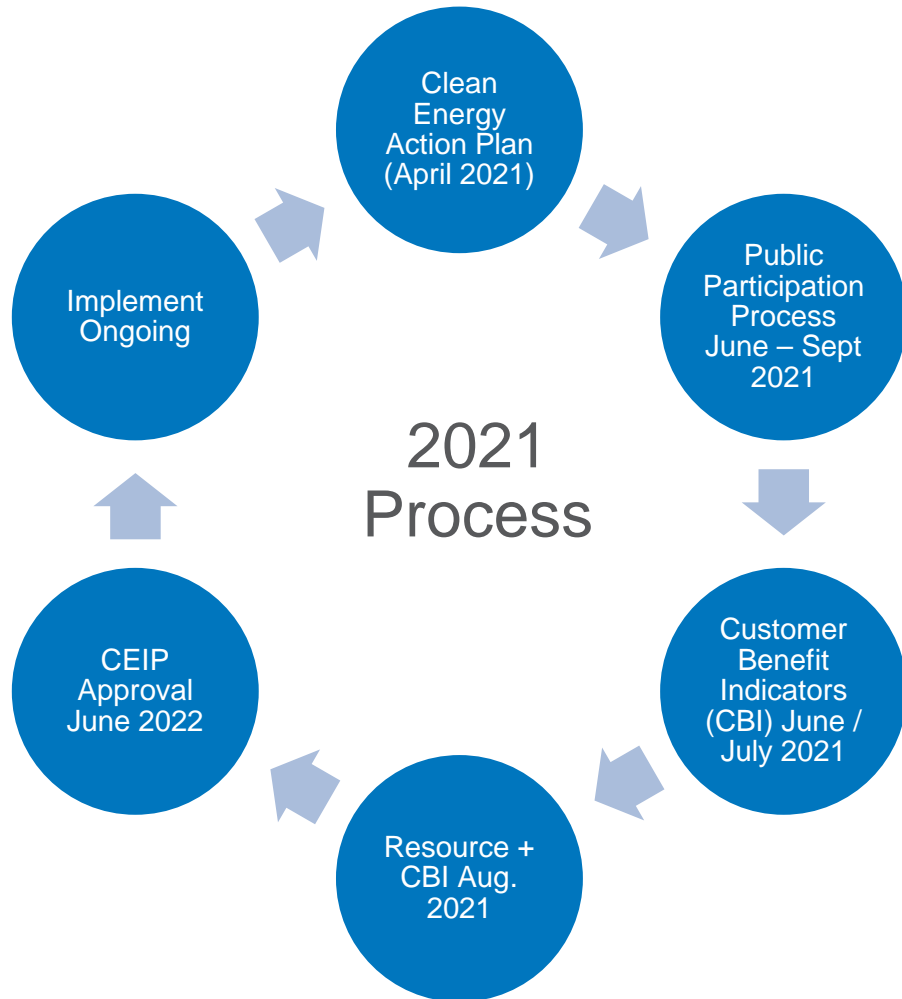
November 16th & 18th, 2022

Customer Benefit Indicator and Non-Energy Impact Clean Energy Implementation Plan Condition #2



- Avista will apply **Non-Energy Impacts (NEIs) and Customer Benefit Indicators (CBIs) to all resource and program selections** in determining its Washington resource strategy
- Avista agrees to engage and consult with its applicable advisory groups (IRP Technical Advisory Committee (TAC) and Energy Efficiency Advisory Group (EEAG)) regarding an appropriate methodology for including NEIs and CBIs in its resource selection.
- **Avista will consult with its EAG after the development of this methodology to ensure the methodology does not result in inequitable results**

2021 Integrated Resource Plan IRP / Clean Energy Action Plan Process Review



Integrated Resource Plan (IRP)

- 20+ year resource planning identifying customer future resource needs
- Lowest reasonable cost of resource mix including societal benefits
 - Includes non-energy impacts for programs such as economic, health and environmental benefits

Clean Energy Action Plan (CEAP)

- Sets 10-Year targets for resources based on the lowest reasonable cost plan including; filed jointly with IRP
- Clean energy requirements; and
 - Reliability Requirements.

Clean Energy Implementation Plan (CEIP) 2022-2025

CEIP establishes the actions the utility will take to comply with CETA goals over the next four years. Including:

- Interim Targets
- Specific Targets
 - Demand Response
 - Energy Efficiency
 - Renewable Energy
 - Other

- Must include:**
Customer Benefit Indicators and metrics
- **Informed by Public Participation Process**

Customer Benefit Indicators - Review

ACCOUNTABILITY – MEASUREMENT – COMMITMENT - EQUITY



Affordability

Participation in Company Programs
Households with High Energy Burden
Residential Arrears & Disconnects



Energy Security & Resilience

Energy Availability
Energy Generation Location



Access to Clean Energy

Methods/Modes of Outreach & Communication
Transportation Electrification



Environmental

Outdoor Air Quality
Greenhouse Gas Emissions



Community Development

Named Community Clean Energy
Investments in Named Communities



Public Health

Employee Diversity
Supplier Diversity
Indoor Air Quality

What is a Non-Energy Impact?

ENERGY

- Actual energy delivered to your home or business.
- Programs (Energy Efficiency, Demand Response, etc.)



NON-ENERGY

- Avista Quantified through 3rd Party
- Directly or Indirectly tied to various Customer Benefit Indicators




OPERATION &
MAINTENANCE
SAVINGS



IMPROVED AIR
QUALITY



HEALTH



ECONOMIC
DEVELOPMENT



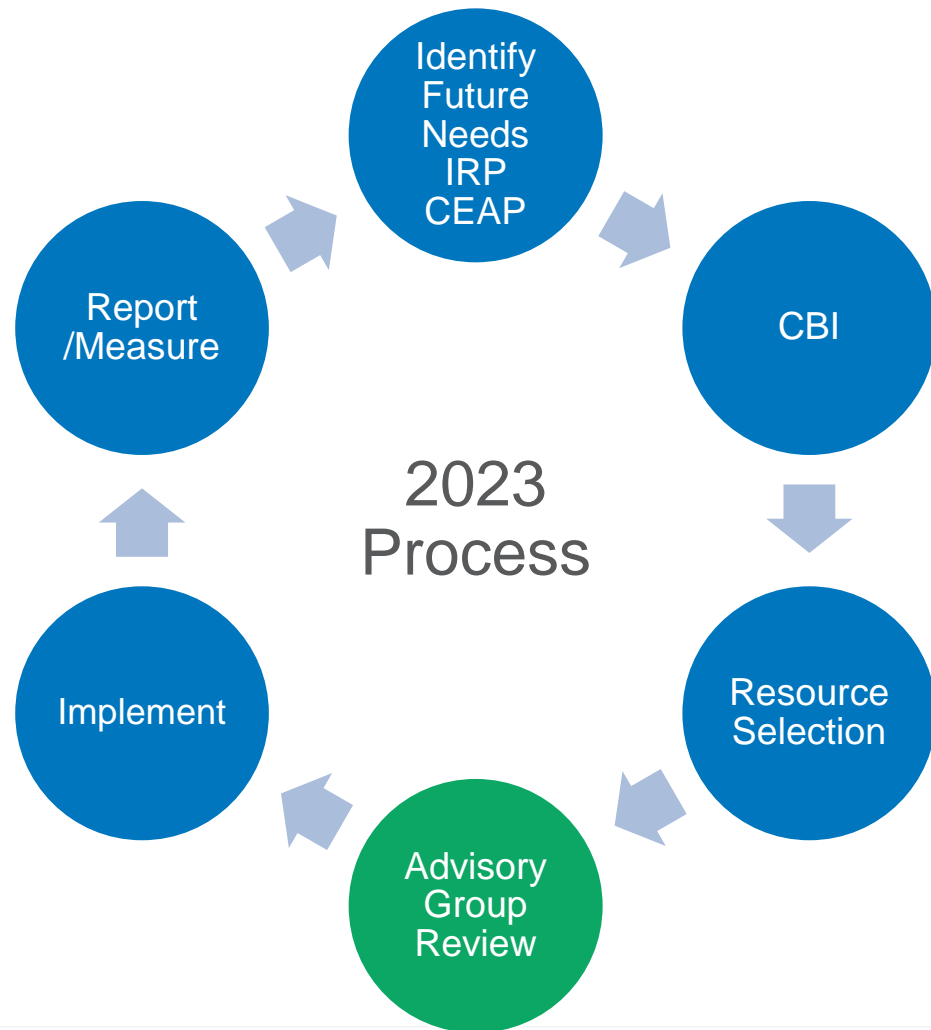
PROPERTY VALUE
INCREASE



ENERGY SECURITY

2023 Integrated Resource Plan IRP and Clean Energy Action Plan (CEAP)

NEW



Integrated Resource Plan (IRP) – Planning

- Impacts to customers through Customer Benefit Indicators and Non-Energy Impacts will be at the BEGINNING of process.
- Indicators which can be quantified, measured, forecasted will be included.

Implementation Process

- Programs identified through IRP selection will include Indicators to inform implementation actions.

Next Clean Energy Action Plan (CEAP / CEIP)

- Learnings from Planning and Implementation will be utilized as the basis for next Planning Cycle for CEAP.
- Evaluation of Customer Benefit Indicators - how well did they work?
- Identification of future Customer Benefit Indicators – are there some we missed the mark on?

Applicability of Customer Benefit Indicators Resource Selection vs. Implementation

How do we determine how and when to apply CBI and NEI to selections?

- How granular is the data?
- How far in the future can we project?
- How readily available is the data?
- How often is data updated?
- What about those that can't be measured (qualitative)?



Customer Benefit Indicators - Review

ACCOUNTABILITY – MEASUREMENT – COMMITMENT - EQUITY



Affordability

Participation in Company Programs
Households with High Energy Burden
Residential Arrears & Disconnects



Energy Security & Resilience

Energy Availability
Energy Generation Location



Access to Clean Energy

Methods/Modes of Outreach & Communication

Transportation Electrification



Environmental

Outdoor Air Quality
Greenhouse Gas Emissions



Community Development

Named Community Clean Energy

Investments in Named Communities



Public Health

Employee Diversity

Supplier Diversity

Indoor Air Quality

Customer Benefit Indicators Can be Measured for Energy Resource Planning

(5) Named Community Clean Energy

- ❖ Total MWh of DER 5 MW and under
- ❖ Total MWh of Energy Storage Resources
- ❖ Number of distributed renewable energy resources and energy storage resources

(7) Energy Availability

- ❖ CAIDI
- ❖ Total MWh of Energy Storage Resources
- ❖ CEMI
- ❖ Planning Reserve Margin (Resource Adequacy)

(8) Energy Generation Location

- ❖ Percent of generation located in Washington or Connected to Avista Transmission

(9) Outdoor Air Quality

- ❖ Weighted average days exceeding healthy levels
- ❖ Sox, NOx, Mercury, Volatile Organic Compounds from AVA generating plans
- ❖ Wood heating reduction

(10) Greenhouse Gas Emissions

- ❖ Regional GHG emissions
- ❖ Avista GHG emissions

(2) Named Community Clean Energy


- ❖ Reduction in Energy Burden

Implementation Choice Examples Not Utilized for Resource Planning



Participation in Company Programs

- Too granular for specific programs; typically reviewed on use basis
- Will be measured and tracked for accountability



Supplier Diversity

- Projects may be different than planned
- Will be utilized to select programs or resources



Named Communities Investment Fund

Prioritization Tool

November 16th & 18th, 2022

Community Identified Projects



Avista to fund community projects identified by the Equity Advisory Group



Funding: \$500,000 per year



Eligibility: Available to customers (residential and business) within **Named Communities**



Restrictions: Projects must be for either 1) Energy Efficiency related projects or 2) health, safety or repairs that enables an energy efficiency project to occur.

The EAG's Role

Energy Efficiency Projects

- The EAG will own the process for identifying, nominating and prioritizing projects.

Selection Methodology

- The EAG will develop a system for prioritizing and selecting eligible projects.

Results-Based Accountability

- Understand the Results-Based Accountability (RBA) process
- Consider how to apply RBA to the Named Communities Investment Fund
- (Hopefully) determine an approach for 2023

Trying Hard Is Not Good Enough



*How To Produce Measurable Improvements
For Customers and Communities*

Mark Friedman

Turning Curves

An Accountability Companion Reader

Mark Friedman

Copyrighted Material

RBA Key Principles

1. Start with ends, work backwards to means.
2. Data-driven, transparent decision-making.
3. Keep it simple!

2 types of accountability

Performance and Population

5 questions

To get from “ends” to “means”

3 types of performance measures

100% success!

29

RBA uses
common language
and common sense

RBA: Common Language

Result: A condition of well-being for children, adults, families or communities

Indicator: A measure which helps quantify the achievement of a result

Program: Any government, system, organization, or program providing services or resources to a set of “customers”

Performance Measure: A measure of how well a program, agency, or service system is working

RBA: Common Language

Result: All people in the Duwamish Valley breathe clean air

Indicator: Rate of ED visits for childhood asthma

Program: Duwamish River Cleanup Coalition

Performance Measure: #/% of drayage truck drivers who are financially empowered to upgrade their vehicles

RBA: Common Language

Result: All people in the Duwamish Valley breathe clean air

Indicator: Rate of ED visits for childhood asthma

Program: American Lung Association

Performance Measure: #/% of multifamily housing units provided clean indoor air education and free air filter

RBA: Common Language

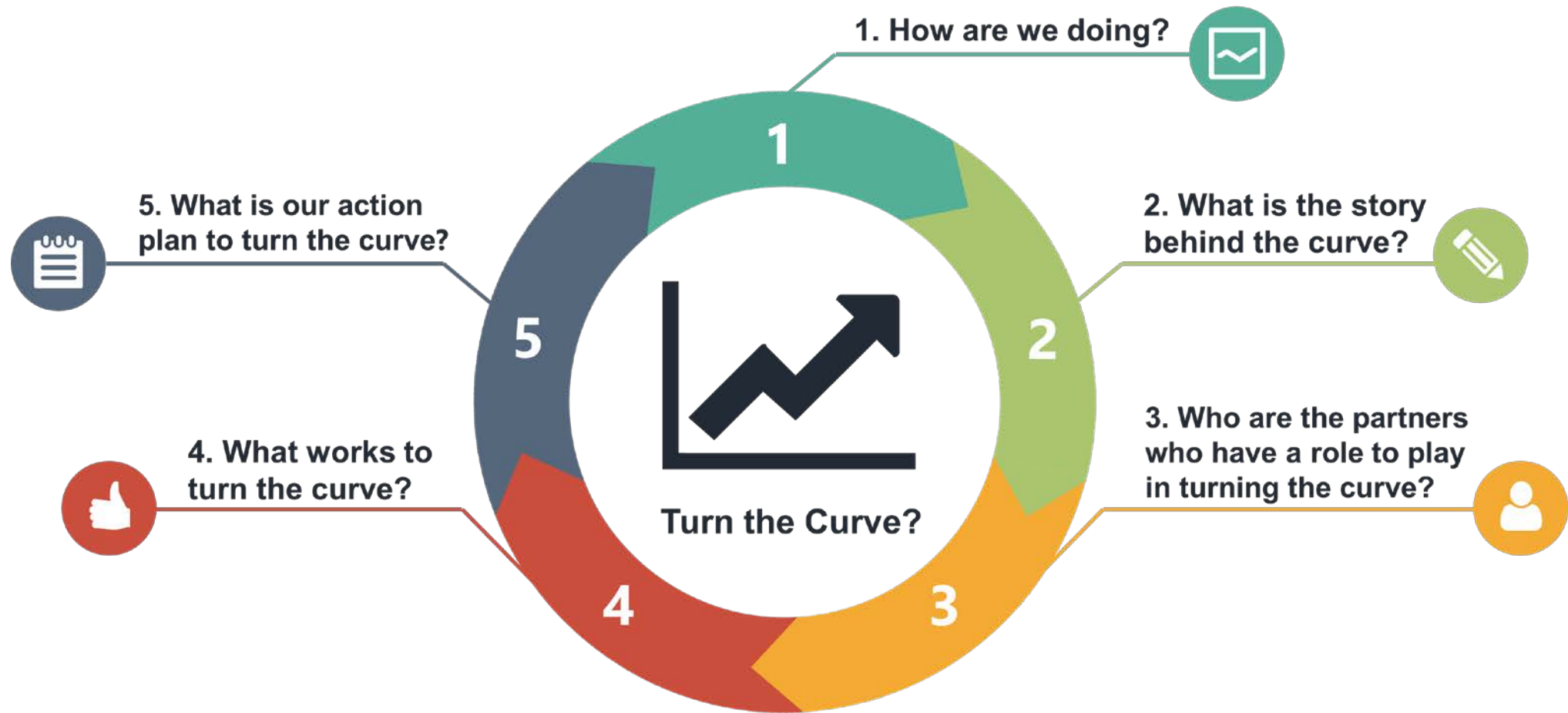
Result: All people in the Duwamish Valley breathe clean air

Indicator: Rate of ED visits for childhood asthma

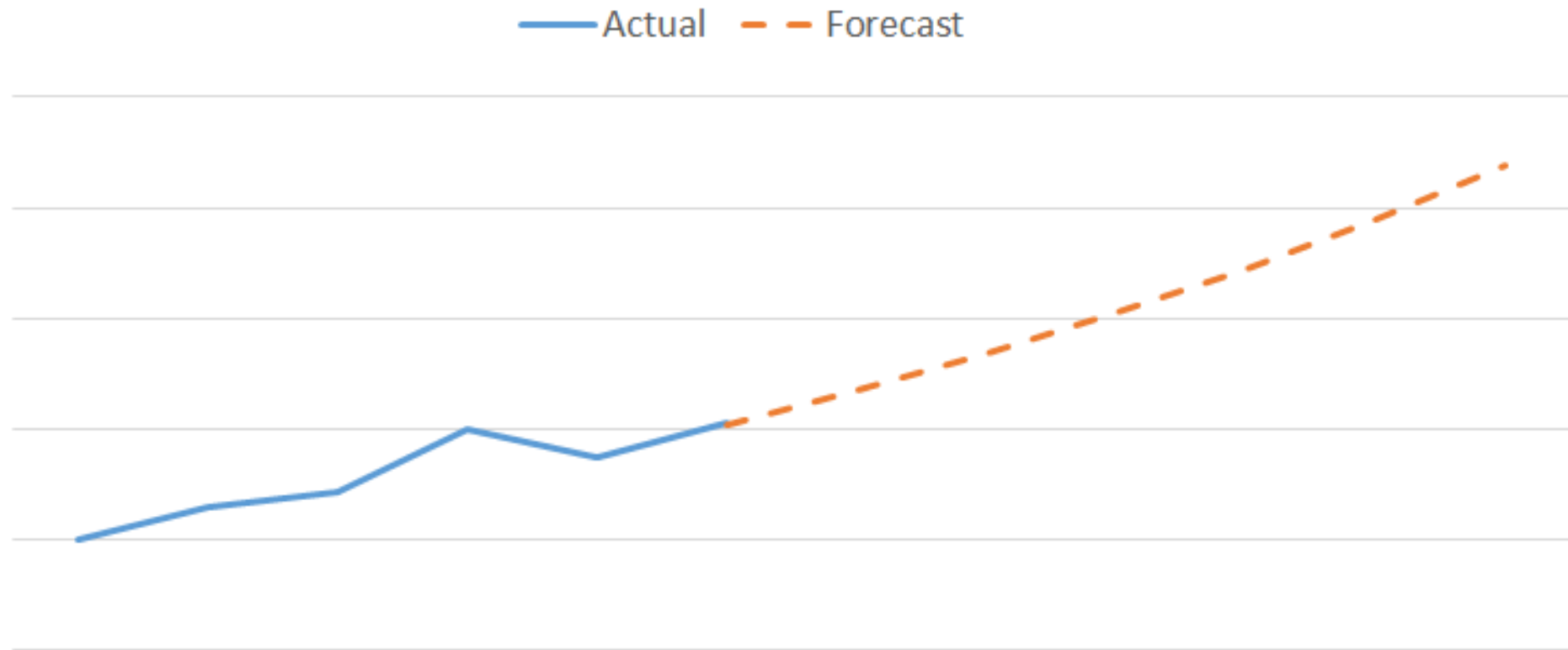
Program: Duwamish Valley Youth Corps

Performance Measure: % increase in tree canopy in Duwamish Valley neighborhoods


Five Questions to Get from Ends to Means



1. How are we doing?



2. What is the story behind the curve?




3. Who has a role to play?



4. What works?

- Evidence-based
- Low cost/no cost
- Out of the box
- Research/information



5. What is our action plan?


Of “what works,”
what will you do?



Prioritizing possible strategies



Leverage



Feasibility



Specificity



Values


Prioritization Criteria

Leverage: Does the activity address the most important root causes identified? Does it have the greatest potential impact on the performance measures for the strategy?



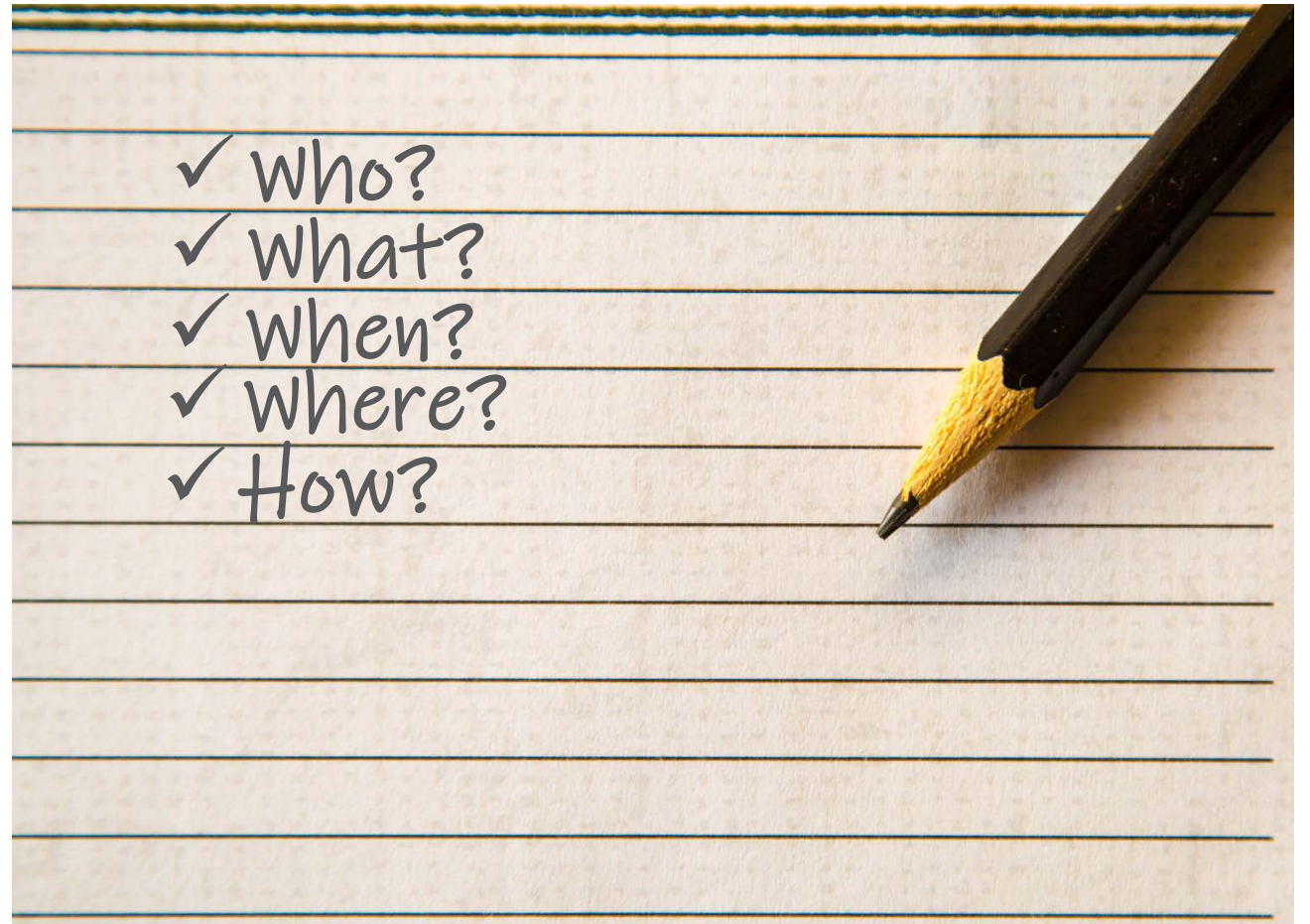
Prioritization Criteria

Feasibility: Is it within our reach? Do we have the resources and time? Is it within the ability of the stakeholder group?



Prioritization Criteria

Specificity: Is the activity specific enough to be implemented?



Prioritization Criteria

Values: Is the strategy consistent with the values of the group?

Values

Transparency - Collaboration - Equity - Community - Accessibility -
Empowerment - Justice

	Leverage	Feasibility	Values	Specificity
Strategy 1	H M L	H M L	H M L	H M L
Strategy 2	H M L	H M L	H M L	H M L
Strategy 3	H M L	H M L	H M L	H M L
Strategy 4	H M L	H M L	H M L	H M L
Strategy 5	H M L	H M L	H M L	H M L

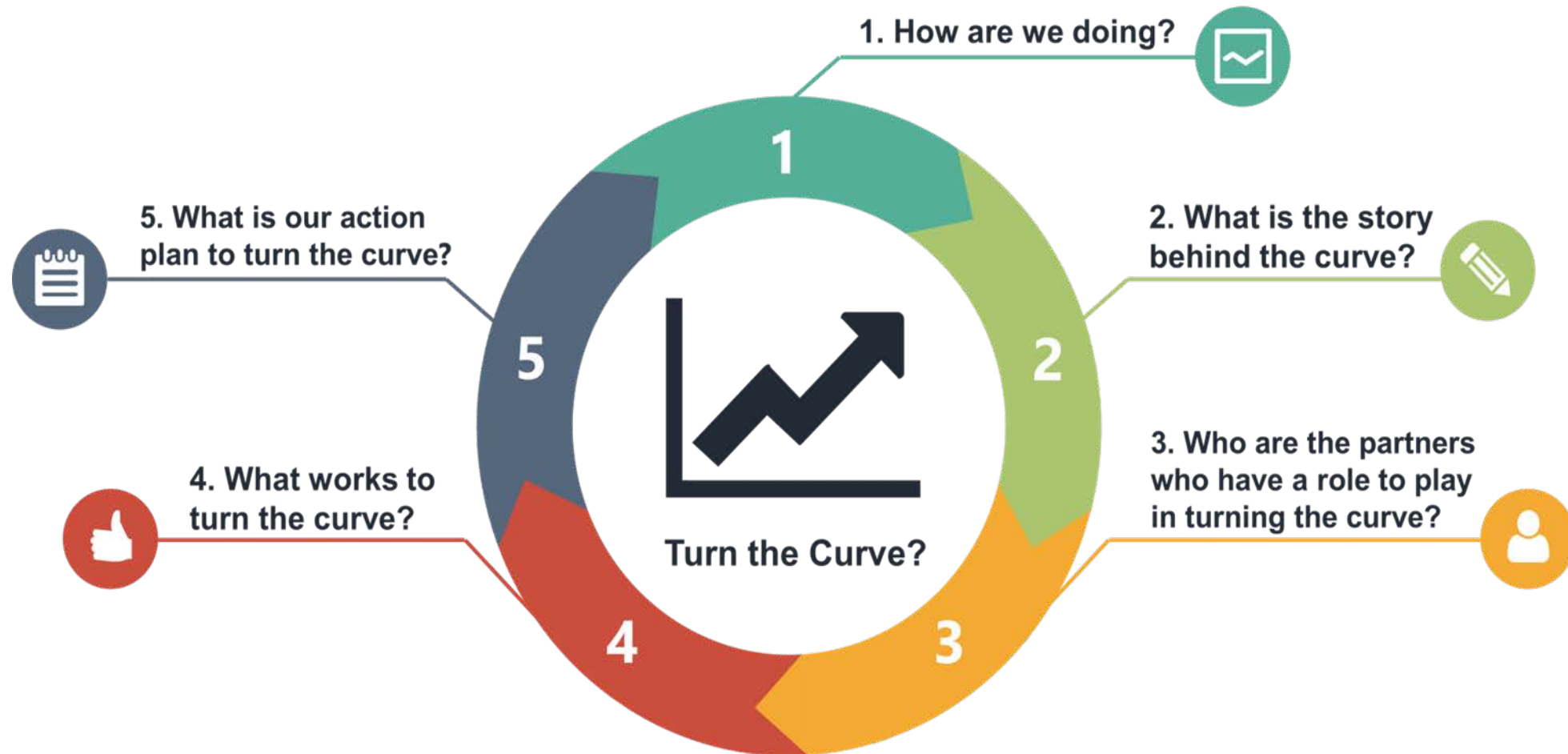
	Leverage	Feasibility	Values	Specificity
Strategy 1	H M L	H M L	H M L	H M L
Strategy 2	H M L	H M L	H M L	H M L
Strategy 3	H M L	H M L	H M L	H M L
Strategy 4	H M L	H M L	H M L	H M L
Strategy 5	H M L	H M L	H M L	H M L



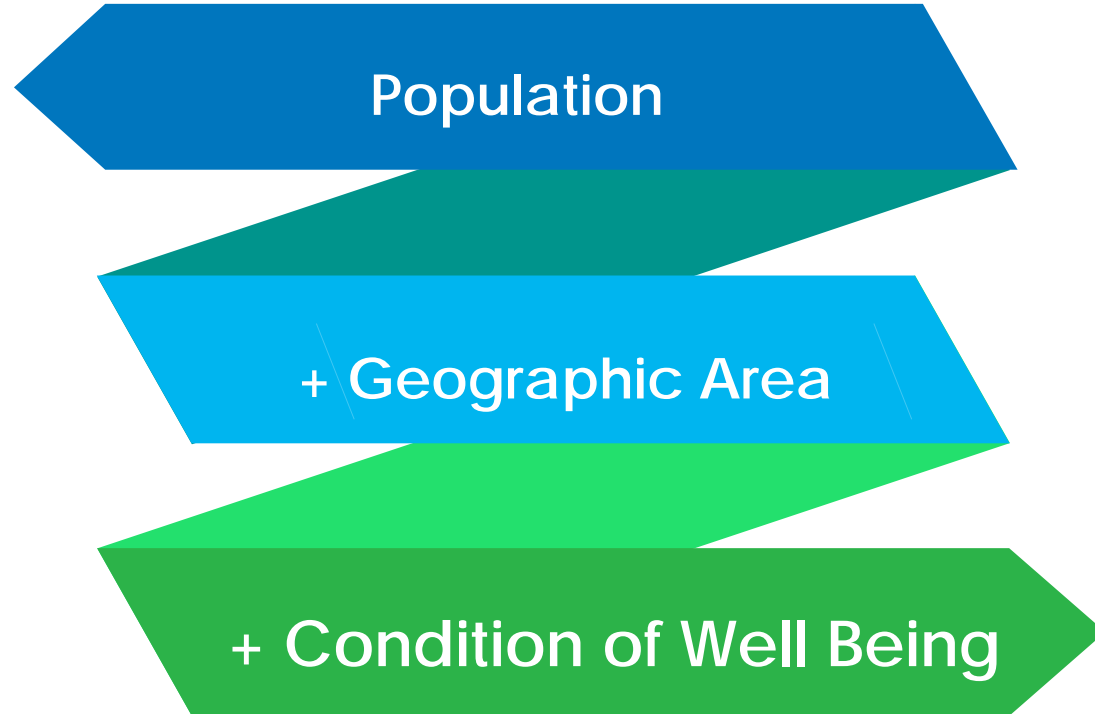
An example

Duwamish River Cleanup Coalition
Clean Air Stakeholder Group
Seattle, WA

5 questions to get from "ends" to "means"



The population-level change we want



Low-income residents, POC,
AI/AN, refugees and
immigrants

in South Park and
Georgetown

breathe clean air.

Measuring population-level change

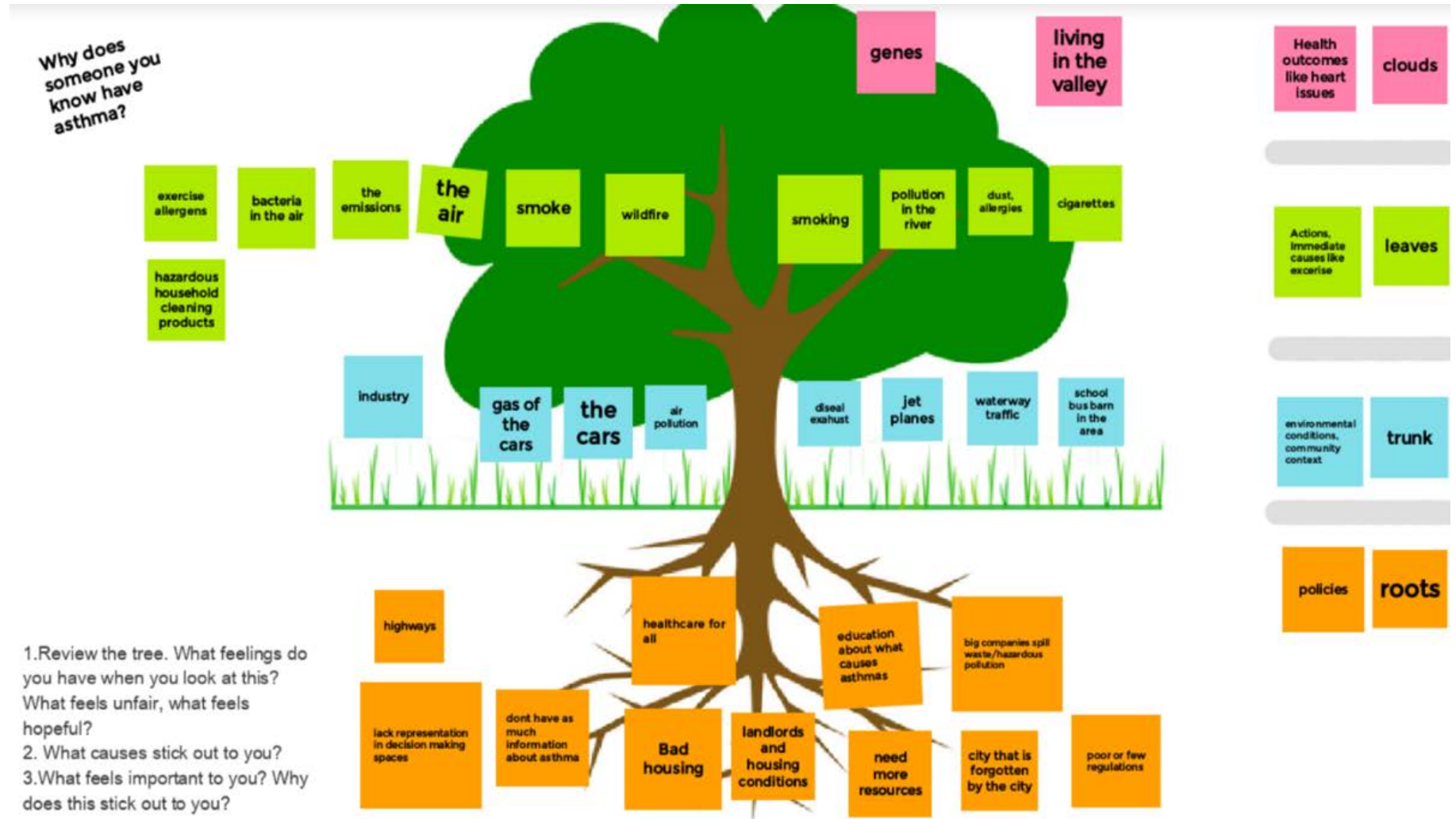


✓Asthma prevalence in GT and SP

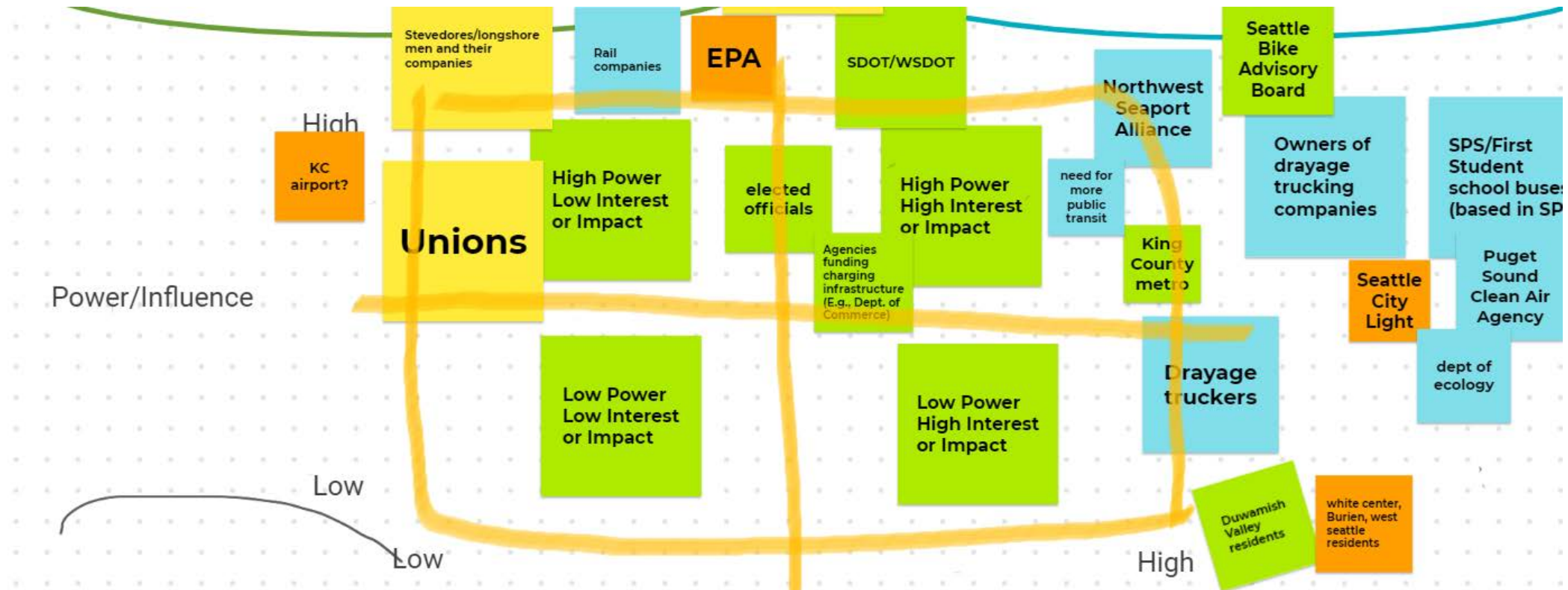
How are we doing?

- Reviewed two data sets
 - PHSKC – childhood (0-17) asthma hospitalization rates (per 100,000)
 - Seattle Schools – Asthma (K-12) reported to school nurses (percent students)

What's the story behind the curve?



Who has a role to play?



What is our action plan?

	A	B	C	D	E	F
1		Strategies	Leverage	Feasibility	Values	Specificity
2	1	Improve indoor air quality in housing in the DV using short- and long-term solutions (e.g. regulations, weatherization, air filters)	HIGH	MEDIUM	HIGH	HIGH
3	2	Reduce vehicle emissions in the DV (e.g. through increasing public transit ridership, electric vehicles, clean diesel)	HIGH	MEDIUM	HIGH	HIGH
4	3	Improve outdoor air quality through physical environmental changes (e.g. trees, greening)	MEDIUM	HIGH	HIGH	HIGH
5	6	Decrease truck and freight traffic through/around DV neighborhoods	HIGH	LOW	HIGH	HIGH
6	4	Increase youth access to social justice education and careers	MEDIUM	HIGH	HIGH	MEDIUM
7	5	Increase youth and other community member participation in civic engagement (i.e. voting), advocacy, and decision-making (M/H)	MEDIUM	HIGH	HIGH	MEDIUM

1. Reduce vehicle emissions in the DV
2. Improve outdoor air quality through physical environmental changes
3. Reduce industry emissions and pollution through existing legal means
4. Improve indoor air quality in multifamily housing

Defining success

Population Result	Indicator	Population Level Strategies	Performance Measures
Low-income residents, POC, AI/AN, refugees and immigrants in South Park and Georgetown breathe clean air.	Asthma prevalence (or asthma hospitalizations, ER visits, or something...) in GT and SP	Strategy 1. Reduce vehicle emissions in the Duwamish Valley	Vehicles driving through DV neighborhoods that are lower-emission (i.e. electric and clean diesel)
			Drayage truck drivers with improvement in awareness and circumstances
		Strategy 2. Improve outdoor air quality through physical environmental changes	PM and air toxics measurements at a neighborhood scale
			Community involvement in air quality data collection/monitoring
		Strategy 3. Reduce industry emissions and pollution through existing legal means	Policy and regulatory changes to strengthen enforcement of industry clean air standards
			Community members with knowledge of current regulations and how to recognize and report violations
		Strategy 4. Improve indoor air quality in multifamily housing in the DV	Indoor air quality
			Multifamily properties with tenant-led projects or coalitions to engage landlords and municipalities around clean air and quality housing

Questions and Discussion

- What is unclear?
- How do you feel about applying this process to the Named Communities Investment Fund?
- What is our strategy for 2023?

Next Meeting | Support Team

Evening: Wednesday,
December 14th @ 4:30
to 6:00 pm

Wed. 14 December

Fri. 16 December

Morning: Friday,
December 16th @ 7:30
to 9:00 am

Amber Lenhart
Amber.lenhart@gmail.com
509.475.9575

thank you

Renee Coelho
Renee.Coelho@avistacorp.com
509.495.8607

Tamara Bradley
Tamara.Bradley@avistacorp.com
509.495.9686

Thank you